


Chapter - 2

Shapes

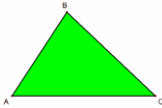
Qno 1. Identify the names of the following shapes.



- square



- circle



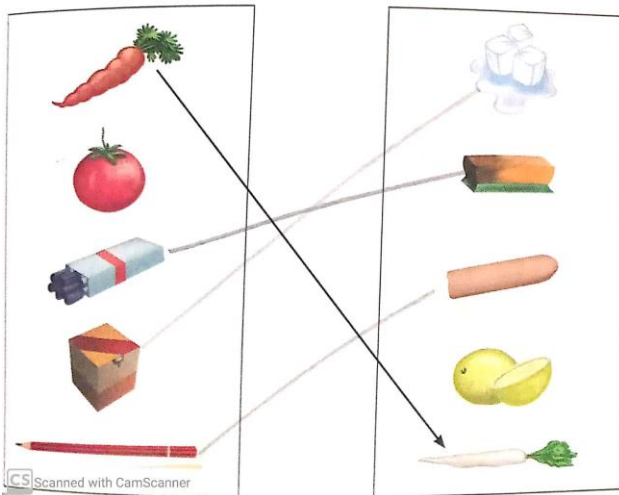
-triangle



- oval

Practice ground (page no 91)

Look at this pictures below . Match the things that have similar shapes.one has done as an example.(do in textbook)



Rolling and Sliding(page no 94)

Rolling- moving by turning over and over

Sliding-moving smoothly along a surface

Write **R** for the things that will roll, **S** for the things that will slide and **RS** for things that will both roll and slide.




Exercise

Qno 1. Write down the number of sides and corners in each shapes.

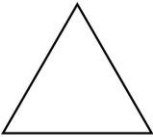
1. Rectangle has 4 sides and 4 corners.
2. Triangle has 3 sides and 3 corners.
3. Square has 4 sides and 4 corners.
4. Circle has no sides and no corners.

Qno.2. Colour the rectangle green , the triangle red, the square blue and the circle orange.

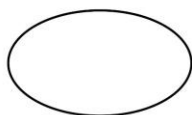
RECTANGLE



TRIANGLE



OVAL



Qno.3. Sort the alphabets and numbers as straight, curved or both.

A,B,C,7,E,G,R,6,8,1,2,5

Answers:-

Straight lines:- A,E,7,1

Curved lines:- C,6,8

Straight and curved lines:-G,B,R,2,5

Qno.4. Match the shape with the number of straight lines in it.

