

Class 3rd
chapter 4
Birds: Beaks ,feet and claws

1) Look at the picture of the bird find out how many beaks feet and claws it has?



Answer:-It has one beak, two feet and four strong claws.

2] Name the type of these birds have

a) Crow- **Swiss army knife.**

b)Woodpecker-**chisel beak**

c)Robin- **Pouched beak**





3]Write the correct name of feet and claws that have the following features.

a) Long and very thin legs-**wedding foot.**

b) Webbed toes-**Swimming foot.**

c) Large and curved claws-Grasping /Raptors.

4)look at the pictures carefully and answer the questions.

Shape	Type	Adaptation
	Cracker	Short, thin, pointed beaks for cracking shells and extracting inner seed
	Hooked	Sharp, curved beaks for tearing meat
	Chisel	Long and chisel-like beaks for boring into wood to eat insects
	Probing	Long and slender beaks for probing flowers for nectar

a) The birds in the above picture eat different foods .Write the different foods that can be eaten using the following beaks.

i)Probing beak: nectar from the flowers.

ii)Chisel beak:make holes in trunk to find insect.

iii) Hooked beak:for tearing beak.

iv) Cracker beak: To catch insect found on ground.

b)Give two examples of birds that have beaks for

i) tearing flesh- Eagle / owl /vulture.

ii)cracking shells:Sparrow /finch /peahen.

5]Look at some birds while walking in a neighbourhood park or your school garden .What could serve as food for those Birds.

Answer: Worms ,insects ,nuts ,seeds twigs and nectar.

6]Look carefully at the pictures of the words and complete the table below.